

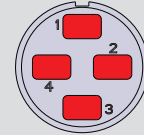
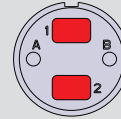
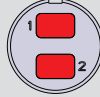
"ZERO-CROSSTALK" Series 806 Mil-Aero VersaLink™ Connectors



Insert Arrangements

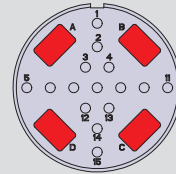
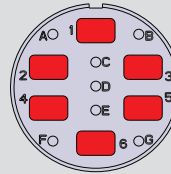
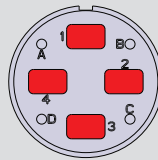
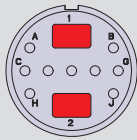
SERIES 806 VERSALINK CONNECTORS

Insert Arrangement
Mating Face View of Pin Contacts



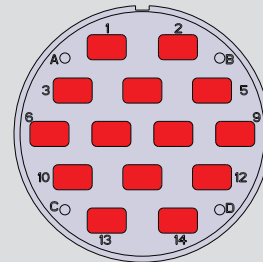
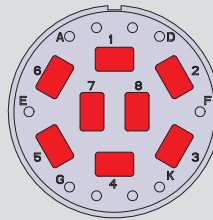
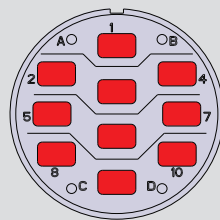
Series 806	8-1V		9-2V		10-2V2		11-4V	
Contact Size	VersaLink		VersaLink		VersaLink	20HD	VersaLink	
No. of Contacts	1		2		2	2	4	
Protocol(s) Supported			SATA 3				40G Ethernet	

Insert Arrangement
Mating Face View of Pin Contacts



Series 806	11-2V9		12-4V4		14-6V7		14-4V15*	
Contact Size	VersaLink	22HD	VersaLink	22HD	VersaLink	22HD	VersaLink	22HD
No. of Contacts	2	9	4	4	6	7	4	15
Protocol(s) Supported	USB 3.1 Gen 2						USB 3.1 Gen 2 Type C, USB 3.2, USB4, HDMI, Displayport, DVI Single Link	

Insert Arrangement
Mating Face View of Pin Contacts



Series 806	16-10V4		16-8V10*		18-14V4	
Contact Size	VersaLink	22HD	VersaLink	22HD	VersaLink	22HD
No. of Contacts	10	4	8	10	14	4

* For arrangements with angled cavities, contact keyway always faces away from center.

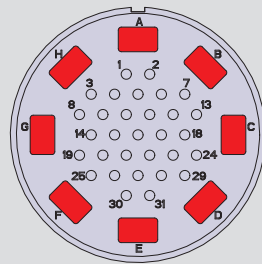
"ZERO-CROSSTALK" Series 806 Mil-Aero VersaLink™ Connectors



Insert Arrangements

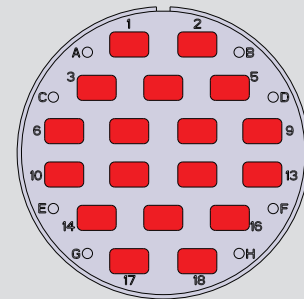
SERIES 806 VERSALINK CONNECTORS

Insert Arrangement
Mating Face View of Pin Contacts



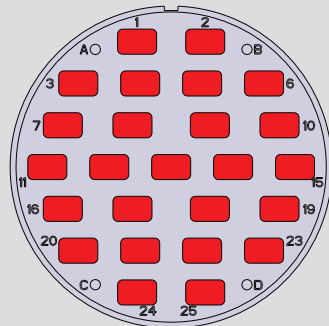
Series 806
Contact Size
No. of Contacts

18-8V31	
VersaLink	22HD
8	31



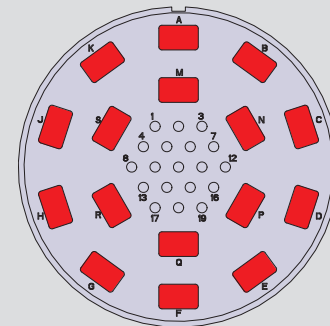
20-18V8	
VersaLink	22HD
18	8

Insert Arrangement
Mating Face View of Pin Contacts



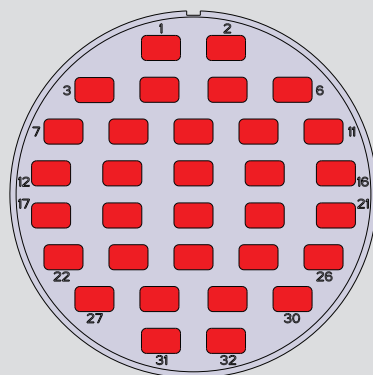
Series 806
Contact Size
No. of Contacts

20-25V4	
VersaLink	22HD
25	4



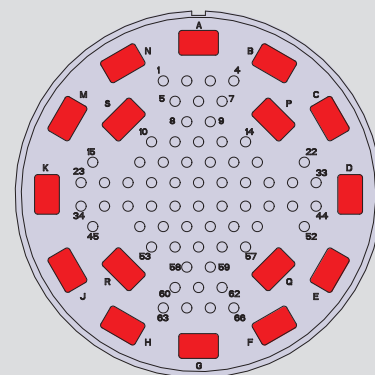
22-16V19	
VersaLink	22HD
16	19

Insert Arrangement
Mating Face View of Pin Contacts



Series 806
Contact Size
No. of Contacts

24-32V	
VersaLink	
32	



24-16V66	
VersaLink	22HD
16	66

* For arrangements with angled cavities, contact keyway always faces away from center.