

"ZERO-CROSSTALK" Series 806 Mil-Aero VersaLink™ Connectors



Product Selection Guide




Insert Arrangements	Page 12
Size 22HD and 20HD Contacts	Page 14
Series 806 Polarization and Torque Values	Page 15
Outgassing Modification Codes	Page 16
Performance Specifications	Page 17
Series 806 PCB Footprints	Page 36




806-044 Plug with VersaLink Contacts Page 20




806-045 Square Flange Receptacle with VersaLink Contacts Page 22



806-046 Jam-Nut Receptacle with VersaLink Contacts Page 24



806-047 In-Line Receptacle with VersaLink Contacts Page 26



806-048 PCB Wall Mount Receptacle with VersaLink Contacts Page 28



806-049 PCB Jam-Nut Receptacle with VersaLink Contacts Page 30



Series 806 Backshells Page 32

SERIES 806 VERSALINK CONNECTORS