


"ZERO-CROSSTALK" VersaLink™ Differential Twinax Contacts / Cables



853-045 VersaLink Pin and Socket Contacts

VERSALINK CONTACTS AND CABLES

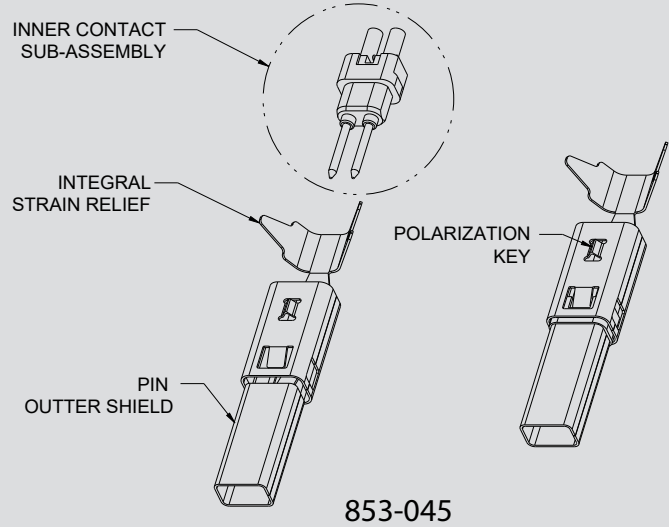
853-045 VERSALINK PIN




Pin Contact

Optional Grommet Follower 859-207

PART NUMBER DEVELOPMENT			
SAMPLE PART NUMBER	853-045	-01	F
Product Series / Basic No	853-045 = VersaLink, pin contact assembly		
Cable	See Table I		
Grommet Follower Option	F = Includes grommet; omit for none		



853-046 VERSALINK SOCKET



Socket Contact

Optional Grommet Follower 859-207

PART NUMBER DEVELOPMENT			
SAMPLE PART NUMBER	853-046	-01	F
Product Series / Basic No	853-046 = VersaLink, socket contact assembly		
Cable	See Table I		
Grommet Follower Option	F = Includes grommet; omit for none		

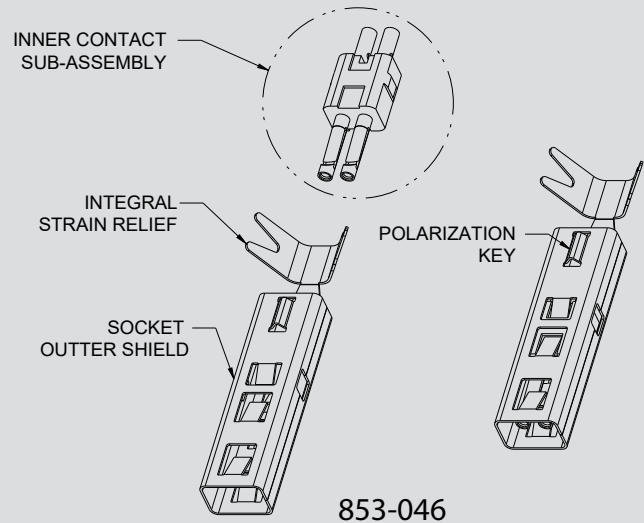


TABLE 1

Dash No	Cable P/N	Foil + Braid Shield Cable Construction	Wire Gauge	Max Overall Size	Tooling	Assembly Instructions	Grommet Followers
-01	963-069-26	Parallel Pair	26-7/34	.133 x .083	859-205 859-206	AI85187	859-207-2
-02	963-068-26	Twisted Pair		TBD	859-205 TBD	TBD	TBD

TOOLS

Contact P/N	Contact Type	Contact		Strain Relief		Contact Assembly Tool	VersaLink Removal Tool
		Crimp Tool	Die	Crimp Tool	Die		
853-045	Pin	809-464	859-205	809-465	859-206	N/A	859-158
853-046	Socket					600-277	